



# SUPPORT CLASS RESULTS

## AUSTRALIAN MOTO 3 / 125cc GRAND PRIX

Date: 20/02/15  
 Event: Q05  
 Weather: Sunny - Temp: 21.8C  
 Track: Dry - Temp: 47.5C

### Qualifying

Started at: 16:27:01  
 Laps: 20 Min  
 Starters: 19  
 Printed at: 17:55

### PROVISIONAL CLASSIFICATION

Pos	No	Gr	Name	Machine	Fastest Lap	On Lap	Behind Prev	Behind Leader	Top Speed
1	45	J	Olly SIMPSON (SA) / Phillip Island Grand Prix Circuit	KTM Moto3 250	1:42.483	12 of 12			213
2	24	C	Matt BARTON (VIC) / E.T.S Race Fuels / NZI	Honda NSF 250 R	1:44.916	5 of 10	2.433	2.433	213
3	7	C	Callum BARKER (QLD) / Powerplus / Ricondi / K1 Racing	Honda RSF 250	1:45.590	6 of 11	.674	3.107	204
4	44	B	Tom BRAMICH (VIC) / Ron Angel Classic Racing	Honda NSF250 R	1:45.947	5 of 8	.357	3.464	208
5	28	C	Tayla RELPH (QLD) / Unit Clothing / Fibre Zone Composites	Honda NSF 250	1:46.206	8 of 11	.259	3.723	203
6	29	J	Ted COLLINS (VIC) / Mangum Welders / Auldana Foundations	Honda NSF 250	1:47.023	4 of 9	.817	4.540	205
7	75	B	Lachlan KAVNEY (QLD) / Bullet Racing	Honda NSF 250 R	1:47.231	3 of 11	.208	4.748	210
8	15	C	Leigh MCKENZIE (VIC) / Milo Racing	Honda RS 125	1:48.075	8 of 10	.844	5.592	199
9	69	D	Benjamin LEONARD (QLD) / BBA Marine / Ascot Demo / Clark Signs	Honda NSF 250	1:48.717	6 of 10	.642	6.234	197
10	17	D	Brian HOUGHTON (QLD) / Latters Conshift	Honda NSF250 R	1:48.719	10 of 11	.002	6.236	203
11	47	J	Jacob STREET (VIC) / Alltek Welding / Race Solutions M-sport	Honda RS 125	1:51.379	8 of 10	2.660	8.896	199
12	18	D	Clint CLARKE (QLD)	Honda RS 125	1:51.412	10 of 10	.033	8.929	197
13	89	J	Tayla STREET (VIC) / Alltek Welding / Race Solutions M-sport	Honda RS 125	1:52.646	9 of 10	1.234	10.163	194
14	53	J	Jock MANSER (SA) / Mansers Racing / Ozone Touring	Honda RS	1:55.382	7 of 9	2.736	12.899	187
15	66	J	Mitch SIMPSON (SA)	Honda NSF 250	1:56.496	8 of 10	1.114	14.013	194
16	90	C	Daniel WILSON (WA) / Racetrix	Honda RS 125	1:56.666	1 of 10	.170	14.183	183

Qualifying Time: 1:57.855


#### Non-qualifiers


DNQ	8	C	Nathan SMITH (WA)	Honda RS 125	1:59.876	2 of 4	3.210	17.393	180
DNQ	13	C	John STAFFORD (VIC) / Icemaider Engineering	Yamaha TZ 125	2:01.161	5 of 6	1.285	18.678	164
DNQ	88	C	Christopher BOULTON (VIC)	Honda RS 125	2:04.138	3 of 9	2.977	21.655	177

New best lap for M3\_125 class - Previous: 1:42.866 by Olly SIMPSON (SA) on a KTM Moto3 250 set on 19/02/15

\*\*\* Non-qualifiers permitted to start by Clerk of Course \*\*\*

The results are provisional until the end of the time limit for protests and appeals.

  
 Chief Time Keeper - Scott Laing

  
 Clerk of Course - Tom Williams




Computime Race Timing Systems Pty Ltd © 1996  
 Licensed to Computime Race Timing Systems  
**COMPUTIME RACE TIMING SYSTEMS PTY LTD**  
**www.computime.com.au**

9 Timber Lane, Glen Waverley Vic 3150. Ph: 0418 17 13 17

E-mail: scott@computime.com.au





**SUPPORT CLASS RESULTS**  
**AUSTRALIAN MOTO 3 / 125cc GRAND PRIX**

Date: 20/02/15  
 Event: Q05  
 Weather: Sunny - Temp: 21.8C  
 Track: Dry - Temp: 47.5C

**Qualifying**

Started at: 16:27:01  
 Laps: 20 Min  
 Starters: 19  
 Printed at: 17:55

**PROVISIONAL LAP TIMES**

No	Name	Lap 1	Lap 2	Lap 3	Lap 4	Lap 5	Lap 6	Lap 7	Lap 8	Lap 9	Lap 10
7	Callum BARKER (QLD)	1:47.130	1:47.362	1:46.683	1:46.403	1:46.539	<b>1:45.590</b>	1:46.066	1:46.241	1:45.931	1:46.414
	10	1:47.580									
8	Nathan SMITH (WA)	2:02.131	<b>1:59.876</b>	2:00.198	2:01.275						
13	John STAFFORD (VIC)	2:03.359	2:02.482	2:03.509	2:01.727	<b>2:01.161</b>	2:03.365				
15	Leigh MCKENZIE (VIC)	1:50.334	1:49.431	1:48.813	1:49.061	2:51.330	1:49.094	1:48.864	<b>1:48.075</b>	1:48.755	1:49.572
17	Brian HOUGHTON (QLD)	1:50.645	1:50.753	1:49.256	1:49.340	1:49.460	1:49.306	1:49.356	1:48.875	1:49.410	<b>1:48.719</b>
	10	1:48.792									
18	Clint CLARKE (QLD)	1:54.843	1:55.631	1:54.052	1:53.694	1:54.006	1:53.809	1:52.447	1:51.938	1:51.674	<b>1:51.412</b>
24	Matt BARTON (VIC)	1:48.274	2:17.512	1:46.897	1:46.191	<b>1:44.916</b>	1:45.524	1:45.451	1:56.743	2:39.850	1:45.896
28	Tayla RELPH (QLD)	1:47.440	1:46.263	1:46.251	1:46.363	1:46.650	1:46.345	1:46.551	<b>1:46.206</b>	1:46.341	1:46.774
	10	1:46.885									
29	Ted COLLINS (VIC)	1:49.406	1:48.140	1:47.353	<b>1:47.023</b>	2:57.088	1:48.146	1:47.419	1:47.524	1:47.887	
44	Tom BRAMICH (VIC)	1:49.846	1:46.986	1:47.295	1:46.838	<b>1:45.947</b>	2:08.407	2:53.819	1:50.777		
45	Olly SIMPSON (SA)	1:44.140	1:43.125	1:43.235	1:42.993	1:43.519	1:43.314	1:43.611	1:42.868	1:43.316	1:42.512
	10	1:43.172	<b>1:42.483</b>								
47	Jacob STREET (VIC)	1:54.068	1:53.579	1:59.290	1:53.190	1:52.587	1:52.677	1:52.640	<b>1:51.379</b>	1:51.771	1:52.596
53	Jock MANSER (SA)	2:01.938	1:58.866	1:56.357	1:55.717	1:56.179	1:56.764	<b>1:55.382</b>	4:12.609	1:55.499	
66	Mitch SIMPSON (SA)	2:10.861	2:04.092	2:00.135	1:58.513	1:57.089	1:57.640	1:56.917	<b>1:56.496</b>	1:58.064	1:57.658
69	Benjamin LEONARD (QLD)	1:50.641	1:49.344	1:49.908	1:49.188	2:50.160	<b>1:48.717</b>	1:50.160	1:49.015	1:50.186	2:50.742
75	Lachlan KAVNEY (QLD)	1:50.296	1:47.414	<b>1:47.231</b>	1:53.844	1:50.801	1:50.210	1:49.738	1:49.335	1:52.335	1:51.291
	10	1:49.088									
88	Christopher BOULTON (VIC)	2:11.161	2:05.800	<b>2:04.138</b>	2:05.171	2:42.569	2:04.879	2:39.338	2:04.495	2:06.374	
89	Tayla STREET (VIC)	1:54.820	1:53.606	1:53.799	1:52.985	1:52.862	2:35.012	1:58.232	1:54.267	<b>1:52.646</b>	1:54.516
90	Daniel WILSON (WA)	<b>1:56.666</b>	1:58.763	1:58.246	1:58.898	1:58.807	1:58.205	1:58.129	1:57.315	1:58.654	1:57.898

\*\*\* Non-qualifiers permitted to start by Clerk of Course \*\*\*

The results are provisional until the end of the time limit for protests and appeals.

*Scott Laing*  
 Chief Time Keeper - Scott Laing

*Tom Williams*  
 Clerk of Course - Tom Williams



Computime Race Timing Systems Pty Ltd © 1996  
 Licensed to Computime Race Timing Systems  
**COMPUTIME RACE TIMING SYSTEMS PTY LTD**  
**www.computime.com.au**

9 Timber Lane, Glen Waverley Vic 3150. Ph: 0418 17 13 17

E-mail: scott@computime.com.au





# SUPPORT CLASS RESULTS

## AUSTRALIAN MOTO 3 / 125cc GRAND PRIX

Date: 20/02/15  
 Event: Q05  
 Weather: Sunny - Temp: 21.8C  
 Track: Dry - Temp: 47.5C

### Qualifying

Started at: 16:27:01  
 Laps: 20 Min  
 Starters: 19  
 Printed at: 17:55

### PROVISIONAL SPLIT TIMES

Lap	Split 1	Split 2	Split 3	Split 4	Lap Time	Spd	Lap	Split 1	Split 2	Split 3	Split 4	Lap Time	Spd
<b>7 Callum BARKER (QLD) (3rd)</b>							<b>17 Brian HOUGHTON (QLD) (10th)</b>						
1	26.132	31.009	19.970	30.019	1:47.130	203	1	26.811	32.349	21.081	30.404	1:50.645	196
2	26.208	31.424	19.988	29.742	1:47.362	196	2	27.896	31.786	20.883	30.188	1:50.753	203
3	26.417	30.847	19.889	29.530	1:46.683	198	3	26.597	31.715	20.714	30.230	1:49.256	201
4	26.290	30.746	19.761	29.606	1:46.403	197	4	26.538	31.791	20.837	30.174	1:49.340	199
5	26.222	30.685	19.780	29.852	1:46.539	197	5	26.430	31.848	20.820	30.362	1:49.460	199
6	25.901	30.671	<b>19.702</b>	29.316	<b>1:45.590</b>	197	6	26.602	31.615	20.738	30.351	1:49.306	196
7	<b>25.849</b>	30.921	19.854	29.442	1:46.066	199	7	26.519	31.653	20.713	30.471	1:49.356	197
8	25.904	31.108	19.866	29.363	1:46.241	202	8	26.463	31.518	20.549	30.345	1:48.875	196
9	25.997	<b>30.580</b>	19.953	29.401	1:45.931	204	9	26.422	31.770	20.604	30.614	1:49.410	199
10	26.195	30.686	19.823	29.710	1:46.414	198	10	<b>26.205</b>	31.813	<b>20.457</b>	30.244	<b>1:48.719</b>	199
11	27.040	31.344	19.944	<b>29.252</b>	1:47.580	195	11	26.466	<b>31.380</b>	20.847	<b>30.099</b>	1:48.792	200
<b>8 Nathan SMITH (WA) (DNQ)</b>							<b>18 Clint CLARKE (QLD) (12th)</b>						
1	29.873	36.183	22.930	<b>33.145</b>	2:02.131	166	1	27.965	33.292	21.500	32.086	1:54.843	197
2	<b>29.189</b>	34.673	22.777	33.237	<b>1:59.876</b>	180	2	28.434	34.324	21.298	31.575	1:55.631	182
3	29.869	<b>34.386</b>	<b>22.714</b>	33.229	2:00.198	169	3	28.229	32.956	21.198	31.669	1:54.052	181
4	29.905	34.949	22.944	33.477	2:01.275	171	4	28.009	32.843	21.115	31.727	1:53.694	179
<b>13 John STAFFORD (VIC) (DNQ)</b>							<b>24 Matt BARTON (VIC) (2nd)</b>						
1	30.375	35.710	23.420	33.854	2:03.359	164	1	26.484	31.773	20.322	29.695	1:48.274	208
2	30.186	35.805	22.987	33.504	2:02.482	159	2	25.547	56.997	25.370	29.598	2:17.512	213
3	29.920	35.149	23.674	34.766	2:03.509	160	3	26.017	31.365	20.120	29.395	1:46.897	202
4	29.954	35.289	23.010	<b>33.474</b>	2:01.727	159	4	26.195	31.095	19.642	29.259	1:46.191	205
5	30.273	<b>34.874</b>	<b>22.525</b>	33.489	<b>2:01.161</b>	159	5	25.730	<b>30.823</b>	19.566	<b>28.797</b>	<b>1:44.916</b>	203
6	<b>29.898</b>	35.705	23.856	33.906	2:03.365	157	6	25.785	31.248	<b>19.455</b>	29.036	1:45.524	200
<b>15 Leigh MCKENZIE (VIC) (8th)</b>							<b>28 Tayla RELPH (QLD) (5th)</b>						
1	27.611	32.016	20.554	30.153	1:50.334	195	1	25.980	31.609	20.008	29.843	1:47.440	200
2	26.460	31.649	20.379	30.943	1:49.431	199							
3	26.761	31.535	20.341	30.176	1:48.813	197							
4	26.724	31.670	20.465	30.202	1:49.061	193							
5	27.268	1:33.332	20.634	30.096	2:51.330	191							
6	26.671	31.799	20.591	<b>30.033</b>	1:49.094	195							
7	<b>26.153</b>	31.727	20.677	30.307	1:48.864	196							
8	26.292	<b>31.421</b>	<b>20.299</b>	30.063	<b>1:48.075</b>	193							
9	26.407	31.849	20.361	30.138	1:48.755	191							
10	26.417	32.635	20.395	30.125	1:49.572	192							

*Scott Laing*  
 Chief Time Keeper - Scott Laing

*Tom Williams*  
 Clerk of Course - Tom Williams



Computime Race Timing Systems Pty Ltd © 1996  
 Licensed to Computime Race Timing Systems  
**COMPUTIME RACE TIMING SYSTEMS PTY LTD**  
**www.computime.com.au**

9 Timber Lane, Glen Waverley Vic 3150. Ph: 0418 17 13 17

E-mail: scott@computime.com.au







# SUPPORT CLASS RESULTS

## AUSTRALIAN MOTO 3 / 125cc GRAND PRIX

### Qualifying

Date: 20/02/15  
 Event: Q05  
 Weather: Sunny - Temp: 21.8C  
 Track: Dry - Temp: 47.5C

Started at: 16:27:01  
 Laps: 20 Min  
 Starters: 19  
 Printed at: 17:55

### PROVISIONAL SPLIT TIMES

Lap	Split 1	Split 2	Split 3	Split 4	Lap Time	Spd	Lap	Split 1	Split 2	Split 3	Split 4	Lap Time	Spd
2	25.671	30.977	20.195	29.420	1:46.263	200	7	25.458	30.064	19.311	28.778	1:43.611	213
3	25.699	30.996	20.125	29.431	1:46.251	200	8	24.925	29.861	19.230	28.852	1:42.868	210
4	25.805	31.001	20.143	29.414	1:46.363	199	9	25.151	30.136	19.253	28.776	1:43.316	211
5	<b>25.645</b>	31.153	20.105	29.747	1:46.650	199	10	<b>24.797</b>	<b>29.748</b>	19.298	28.669	1:42.512	211
6	25.896	30.908	20.083	29.458	1:46.345	198	11	25.184	30.012	19.255	28.721	1:43.172	212
7	25.905	31.145	20.035	29.466	1:46.551	198	12	24.909	29.770	<b>19.162</b>	<b>28.642</b>	<b>1:42.483</b>	209
8	25.714	31.106	19.994	29.392	<b>1:46.206</b>	199							
9	25.991	31.066	20.120	<b>29.164</b>	1:46.341	200							
10	26.220	31.218	19.951	29.385	1:46.774	198							
11	26.211	<b>30.861</b>	<b>19.944</b>	29.869	1:46.885	203							
<b>29 Ted COLLINS (VIC) (6th)</b>							<b>47 Jacob STREET (VIC) (11th)</b>						
1	26.877	31.667	20.548	30.314	1:49.406	201	1	28.399	33.406	21.011	31.252	1:54.068	191
2	26.455	31.321	20.322	30.042	1:48.140	199	2	27.822	33.508	21.091	31.158	1:53.579	199
3	26.352	31.184	20.106	29.711	1:47.353	200	3	28.088	38.582	21.339	31.281	1:59.290	189
4	26.377	31.167	<b>19.991</b>	<b>29.488</b>	<b>1:47.023</b>	197	4	27.534	32.808	21.138	31.710	1:53.190	190
5	<b>26.057</b>	1:39.668	20.851	30.512	2:57.088	205	5	27.696	32.584	21.051	31.256	1:52.587	185
6	26.550	31.330	20.182	30.084	1:48.146	195	6	27.500	32.861	21.137	31.179	1:52.677	187
7	26.085	31.278	20.248	29.808	1:47.419	197	7	27.678	32.793	21.113	31.056	1:52.640	188
8	26.150	31.166	20.199	30.009	1:47.524	200	8	27.570	<b>32.397</b>	<b>20.751</b>	<b>30.661</b>	<b>1:51.379</b>	189
9	26.147	<b>31.165</b>	20.302	30.273	1:47.887	199	9	27.222	32.634	20.890	31.025	1:51.771	190
							10	<b>26.920</b>	32.934	21.553	31.189	1:52.596	189
<b>44 Tom BRAMICH (VIC) (4th)</b>							<b>53 Jock MANSER (SA) (14th)</b>						
1	27.167	31.617	20.882	30.180	1:49.846	208	1	30.432	35.750	22.581	33.175	2:01.938	172
2	26.002	31.487	19.946	29.551	1:46.986	203	2	28.699	35.209	22.551	32.407	1:58.866	186
3	25.991	31.278	20.065	29.961	1:47.295	204	3	28.641	33.598	21.731	32.387	1:56.357	187
4	26.121	30.913	19.934	29.870	1:46.838	199	4	28.696	33.511	21.572	31.938	1:55.717	183
5	25.885	<b>30.671</b>	<b>19.930</b>	<b>29.461</b>	<b>1:45.947</b>	200	5	28.329	33.606	21.975	32.269	1:56.179	181
6	27.741	47.541	23.096	30.029	2:08.407	200	6	28.587	34.421	21.687	32.069	1:56.764	180
7	26.396	1:33.411	23.651	30.361	2:53.819	203	7	28.398	<b>33.310</b>	<b>21.511</b>	32.163	<b>1:55.382</b>	182
8	<b>25.873</b>	31.265	21.990	31.649	1:50.777	201	8	<b>28.150</b>	2:50.479	21.800	32.180	4:12.609	186
							9	28.697	33.408	21.614	<b>31.780</b>	1:55.499	182
<b>45 Olly SIMPSON (SA) (1st)</b>							<b>66 Mitch SIMPSON (SA) (15th)</b>						
1	25.231	30.352	19.336	29.221	1:44.140	212	1	32.641	38.297	24.401	35.522	2:10.861	170
2	24.992	29.911	19.255	28.967	1:43.125	210	2	30.734	35.720	23.266	34.372	2:04.092	187
3	24.997	29.954	19.257	29.027	1:43.235	210	3	30.051	34.423	22.674	32.987	2:00.135	190
4	25.039	29.890	19.240	28.824	1:42.993	210	4	29.587	34.052	22.282	32.592	1:58.513	190
5	25.316	30.030	19.386	28.787	1:43.519	210	5	28.757	33.663	22.123	32.546	1:57.089	194
6	25.053	30.162	19.295	28.804	1:43.314	211	6	<b>28.386</b>	34.162	22.444	32.648	1:57.640	194
							7	28.751	33.687	22.094	32.385	1:56.917	185
							8	28.505	<b>33.437</b>	22.012	32.542	<b>1:56.496</b>	194

*Scott Laing*  
 Chief Time Keeper - Scott Laing

*Tom Williams*  
 Clerk of Course - Tom Williams



Computime Race Timing Systems Pty Ltd © 1996  
 Licensed to Computime Race Timing Systems  
**COMPUTIME RACE TIMING SYSTEMS PTY LTD**  
**www.computime.com.au**

9 Timber Lane, Glen Waverley Vic 3150. Ph: 0418 17 13 17

E-mail: scott@computime.com.au





# SUPPORT CLASS RESULTS

## AUSTRALIAN MOTO 3 / 125cc GRAND PRIX

### Qualifying

Date: 20/02/15  
 Event: Q05  
 Weather: Sunny - Temp: 21.8C  
 Track: Dry - Temp: 47.5C

Started at: 16:27:01  
 Laps: 20 Min  
 Starters: 19  
 Printed at: 17:55

### PROVISIONAL SPLIT TIMES

Lap	Split 1	Split 2	Split 3	Split 4	Lap Time	Spd	Lap	Split 1	Split 2	Split 3	Split 4	Lap Time	Spd
9	29.089	34.013	<b>21.869</b>	33.093	1:58.064	185	4	30.978	35.377	23.121	35.695	2:05.171	171
10	29.113	33.982	22.255	<b>32.308</b>	1:57.658	187	5	31.856	1:12.899	22.917	<b>34.897</b>	2:42.569	161
<b>69 Benjamin LEONARD (QLD) (9th)</b>							6	30.877	35.193	<b>22.526</b>	36.283	2:04.879	170
1	27.208	32.006	20.740	30.687	1:50.641	196	7	<b>30.546</b>	1:10.024	23.158	35.610	2:39.338	168
2	<b>26.382</b>	31.672	20.540	30.750	1:49.344	197	8	30.987	<b>34.763</b>	22.582	36.163	2:04.495	167
3	27.051	31.905	20.400	30.552	1:49.908	190	9	30.670	35.525	22.888	37.291	2:06.374	161
4	26.649	31.648	20.579	<b>30.312</b>	1:49.188	194	<b>89 Tayla STREET (VIC) (13th)</b>						
5	26.646	1:32.178	20.800	30.536	2:50.160	194	1	27.616	32.870	22.131	32.203	1:54.820	193
6	26.536	<b>31.508</b>	<b>20.274</b>	30.399	<b>1:48.717</b>	196	2	27.436	32.847	21.379	31.944	1:53.606	194
7	26.545	31.924	20.792	30.899	1:50.160	193	3	27.507	33.085	21.255	31.952	1:53.799	183
8	26.527	31.602	20.561	30.325	1:49.015	194	4	27.203	<b>32.754</b>	21.239	31.789	1:52.985	189
9	26.739	31.820	21.149	30.478	1:50.186	191	5	27.181	33.191	<b>21.104</b>	<b>31.386</b>	1:52.862	190
10	26.933	1:31.519	20.822	31.468	2:50.742	187	6	<b>26.780</b>	1:13.308	22.847	32.077	2:35.012	193
<b>75 Lachlan KAVNEY (QLD) (7th)</b>							7	27.727	35.715	22.267	32.523	1:58.232	190
1	26.839	32.406	20.635	30.416	1:50.296	210	8	26.907	33.728	21.404	32.228	1:54.267	192
2	26.288	31.663	<b>19.914</b>	<b>29.549</b>	1:47.414	205	9	26.944	32.997	21.209	31.496	<b>1:52.646</b>	191
3	<b>26.132</b>	<b>31.257</b>	19.953	29.889	<b>1:47.231</b>	204	10	26.886	33.289	22.532	31.809	1:54.516	191
4	26.555	32.997	23.267	31.025	1:53.844	200	<b>90 Daniel WILSON (WA) (16th)</b>						
5	26.888	32.655	20.468	30.790	1:50.801	199	1	28.921	<b>33.565</b>	21.776	32.404	<b>1:56.666</b>	183
6	27.373	32.206	20.264	30.367	1:50.210	196	2	29.661	33.763	22.423	32.916	1:58.763	179
7	27.061	31.943	20.246	30.488	1:49.738	197	3	30.265	33.639	<b>21.773</b>	32.569	1:58.246	173
8	26.848	31.779	20.397	30.311	1:49.335	197	4	29.755	34.209	21.983	32.951	1:58.898	174
9	26.987	32.935	20.667	31.746	1:52.335	197	5	29.674	33.922	22.244	32.967	1:58.807	174
10	28.099	32.694	20.271	30.227	1:51.291	194	6	30.029	33.742	21.965	32.469	1:58.205	174
11	26.736	31.786	20.483	30.083	1:49.088	199	7	29.360	34.406	22.121	32.242	1:58.129	173
<b>88 Christopher BOULTON (VIC) (DNQ)</b>							8	28.986	34.078	22.087	<b>32.164</b>	1:57.315	175
1	31.178	37.686	24.246	38.051	2:11.161	177	9	<b>28.892</b>	34.907	21.985	32.870	1:58.654	176
2	31.682	35.833	23.112	35.173	2:05.800	170	10	28.970	33.928	22.370	32.630	1:57.898	182
3	30.746	35.270	23.024	35.098	<b>2:04.138</b>	172							

\*\*\* Non-qualifiers permitted to start by Clerk of Course \*\*\*

The results are provisional until the end of the time limit for protests and appeals.

*Scott Laing*  
 Chief Time Keeper - Scott Laing

*Tom Williams*  
 Clerk of Course - Tom Williams



Computime Race Timing Systems Pty Ltd © 1996  
 Licensed to Computime Race Timing Systems  
**COMPUTIME RACE TIMING SYSTEMS PTY LTD**  
**www.computime.com.au**

9 Timber Lane, Glen Waverley Vic 3150. Ph: 0418 17 13 17

E-mail: scott@computime.com.au





# SUPPORT CLASS RESULTS

## AUSTRALIAN MOTO 3 / 125cc GRAND PRIX

### Qualifying

Date: 20/02/15  
 Event: Q05  
 Weather: Sunny - Temp: 21.8C  
 Track: Dry - Temp: 47.5C

Started at: 16:27:01  
 Laps: 20 Min  
 Starters: 19  
 Printed at: 17:55

### PROVISIONAL FASTEST LAPS SEQUENCE

Race Time	No	Name	Machine	Fastest Lap	On Lap
2:45.821	45	Oilly SIMPSON (SA)	KTM Moto3 250	1:44.140	1
4:28.946	45	Oilly SIMPSON (SA)	KTM Moto3 250	1:43.125	2
7:55.174	45	Oilly SIMPSON (SA)	KTM Moto3 250	1:42.993	4
14:48.486	45	Oilly SIMPSON (SA)	KTM Moto3 250	1:42.868	8
18:14.314	45	Oilly SIMPSON (SA)	KTM Moto3 250	1:42.512	10
21:39.969	45	Oilly SIMPSON (SA)	KTM Moto3 250	1:42.483	12

\*\*\* Non-qualifiers permitted to start by Clerk of Course \*\*\*

The results are provisional until the end of the time limit for protests and appeals.

Chief Time Keeper - Scott Laing

Clerk of Course - Tom Williams




Computime Race Timing Systems Pty Ltd © 1996  
 Licensed to Computime Race Timing Systems  
**COMPUTIME RACE TIMING SYSTEMS PTY LTD**  
**www.computime.com.au**

9 Timber Lane, Glen Waverley Vic 3150. Ph: 0418 17 13 17

E-mail: scott@computime.com.au





**SUPPORT CLASS RESULTS**  
**AUSTRALIAN MOTO 3 / 125cc GRAND PRIX**

**Qualifying**

Date: 20/02/15  
 Event: Q05  
 Weather: Sunny - Temp: 21.8C  
 Track: Dry - Temp: 47.5C

Started at: 16:27:01  
 Laps: 20 Min  
 Starters: 19  
 Printed at: 17:55

**PROVISIONAL BEST PARTIAL TIMES**

Pos	Split 1		Split 2		Split 3		Split 4		LAP		Ideal	Fastest
	Name	Time	Name	Time	Name	Time	Name	Time	Name	Time		
1	O. SIMPSON	24.797	O. SIMPSON	29.748	O. SIMPSON	19.162	O. SIMPSON	28.642	O. SIMPSON	1:42.349	1:42.483	
2	M. BARTON	25.518	C. BARKER	30.580	M. BARTON	19.455	M. BARTON	28.797	M. BARTON	1:44.593	1:44.916	
3	T. RELPH	25.645	T. BRAMICH	30.671	C. BARKER	19.702	T. RELPH	29.164	C. BARKER	1:45.383	1:45.590	
4	C. BARKER	25.849	M. BARTON	30.823	L. KAVNEY	19.914	C. BARKER	29.252	T. RELPH	1:45.614	1:46.206	
5	T. BRAMICH	25.873	T. RELPH	30.861	T. BRAMICH	19.930	T. BRAMICH	29.461	T. BRAMICH	1:45.935	1:45.947	
6	T. COLLINS	26.057	T. COLLINS	31.165	T. RELPH	19.944	T. COLLINS	29.488	T. COLLINS	1:46.701	1:47.023	
7	L. KAVNEY	26.132	L. KAVNEY	31.257	T. COLLINS	19.991	L. KAVNEY	29.549	L. KAVNEY	1:46.852	1:47.231	
8	L. MCKENZIE	26.153	B. HOUGHTO	31.380	B. LEONARD	20.274	L. MCKENZIE	30.033	L. MCKENZIE	1:47.906	1:48.075	
9	B. HOUGHTO	26.205	L. MCKENZIE	31.421	L. MCKENZIE	20.299	B. HOUGHTO	30.099	B. HOUGHTO	1:48.141	1:48.719	
10	B. LEONARD	26.382	B. LEONARD	31.508	B. HOUGHTO	20.457	B. LEONARD	30.312	B. LEONARD	1:48.476	1:48.717	
11	T. STREET	26.780	J. STREET	32.397	C. CLARKE	20.707	C. CLARKE	30.488	J. STREET	1:50.729	1:51.379	
12	J. STREET	26.920	C. CLARKE	32.598	J. STREET	20.751	J. STREET	30.661	C. CLARKE	1:50.930	1:51.412	
13	C. CLARKE	27.137	T. STREET	32.754	T. STREET	21.104	T. STREET	31.386	T. STREET	1:52.024	1:52.646	
14	J. MANSER	28.150	J. MANSER	33.310	J. MANSER	21.511	J. MANSER	31.780	J. MANSER	1:54.751	1:55.382	
15	M. SIMPSON	28.386	M. SIMPSON	33.437	D. WILSON	21.773	D. WILSON	32.164	M. SIMPSON	1:56.000	1:56.496	
16	D. WILSON	28.892	D. WILSON	33.565	M. SIMPSON	21.869	M. SIMPSON	32.308	D. WILSON	1:56.394	1:56.666	
17	N. SMITH	29.189	N. SMITH	34.386	J. STAFFORD	22.525	N. SMITH	33.145	N. SMITH	1:59.434	1:59.876	
18	J. STAFFORD	29.898	C. BOULTON	34.763	C. BOULTON	22.526	J. STAFFORD	33.474	J. STAFFORD	2:00.771	2:01.161	
19	C. BOULTON	30.546	J. STAFFORD	34.874	N. SMITH	22.714	C. BOULTON	34.897	C. BOULTON	2:02.732	2:04.138	

\*\*\* Non-qualifiers permitted to start by Clerk of Course \*\*\*

The results are provisional until the end of the time limit for protests and appeals.

*Scott Laing*  
 Chief Time Keeper - Scott Laing

*Tom Williams*  
 Clerk of Course - Tom Williams




Computime Race Timing Systems Pty Ltd © 1996  
 Licensed to Computime Race Timing Systems  
**COMPUTIME RACE TIMING SYSTEMS PTY LTD**  
**www.computime.com.au**

9 Timber Lane, Glen Waverley Vic 3150. Ph: 0418 17 13 17

E-mail: scott@computime.com.au







Date: 20/02/15  
 Event: Q05  
 Weather: Sunny - Temp: 21.8C  
 Track: Dry - Temp: 47.5C

Started at: 16:27:01  
 Laps: 20 Min  
 Starters: 19  
 Printed at: 17:55

## SUPPORT CLASS RESULTS


### AUSTRALIAN MOTO 3 / 125cc GRAND PRIX


### PROVISIONAL GRID SHEET

1	45	O. SIMPSON 1:42.483	2	24	M. BARTON 1:44.916	3	7	C. BARKER 1:45.590
2	44	T. BRAMICH 1:45.947	4	28	T. RELPH 1:46.206	5	29	T. COLLINS 1:47.023
3	75	L. KAVNEY 1:47.231	7	15	L. MCKENZIE 1:48.075	8	69	B. LEONARD 1:48.717
4	17	B. HOUGHTON 1:48.719	10	47	J. STREET 1:51.379	11	18	C. CLARKE 1:51.412
5	89	T. STREET 1:52.646	13	53	J. MANSER 1:55.382	14	66	M. SIMPSON 1:56.496
6	90	D. WILSON 1:56.666	16	8	N. SMITH 1:59.876	17	13	J. STAFFORD 2:01.161
7	88	C. BOULTON 2:04.138	19					

\*\*\* Non-qualifiers permitted to start by Clerk of Course \*\*\*

The results are provisional until the end of the time limit for protests and appeals.

  
 Chief Time Keeper - Scott Laing

  
 Clerk of Course - Tom Williams




Computime Race Timing Systems Pty Ltd © 1996  
 Licensed to Computime Race Timing Systems  
**COMPUTIME RACE TIMING SYSTEMS PTY LTD**  
**www.computime.com.au**

9 Timber Lane, Glen Waverley Vic 3150. Ph: 0418 17 13 17

E-mail: scott@computime.com.au







**SUPPORT CLASS RESULTS**  
**AUSTRALIAN MOTO 3 / 125cc GRAND PRIX**

Date: 20/02/15  
 Event: Q05  
 Weather: Sunny - Temp: 21.8C  
 Track: Dry - Temp: 47.5C

Started at: 16:27:01  
 Laps: 20 Min  
 Starters: 19  
 Printed at: 17:55

**PROVISIONAL GRID SHEET**

				19 88 C. BOULTON 2:04.138	7
18 13 J. STAFFORD 2:01.161		17 8 N. SMITH 1:59.876		16 90 D. WILSON 1:56.666	6
	15 66 M. SIMPSON 1:56.496		14 53 J. MANSER 1:55.382	13 89 T. STREET 1:52.646	5
12 18 C. CLARKE 1:51.412		11 47 J. STREET 1:51.379		10 17 B. HOUGHTON 1:48.719	4
	9 69 B. LEONARD 1:48.717		8 15 L. MCKENZIE 1:48.075	7 75 L. KAVNEY 1:47.231	3
6 29 T. COLLINS 1:47.023		5 28 T. RELPH 1:46.206		4 44 T. BRAMICH 1:45.947	2
	3 7 C. BARKER 1:45.590		2 24 M. BARTON 1:44.916	1 45 O. SIMPSON 1:42.483	1

*Scott Laing*  
 Chief Time Keeper - Scott Laing

*Tom Williams*  
 Clerk of Course - Tom Williams



Computime Race Timing Systems Pty Ltd © 1996  
 Licensed to Computime Race Timing Systems  
**COMPUTIME RACE TIMING SYSTEMS PTY LTD**  
**www.computime.com.au**

9 Timber Lane, Glen Waverley Vic 3150. Ph: 0418 17 13 17

E-mail: scott@computime.com.au

